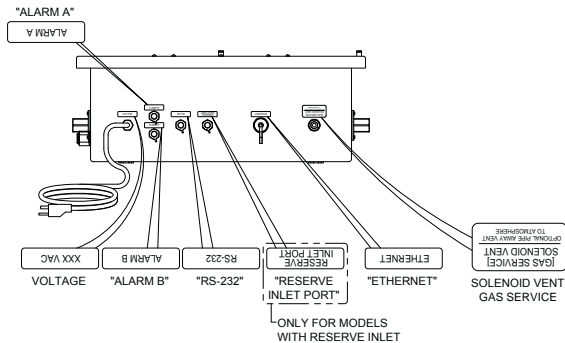
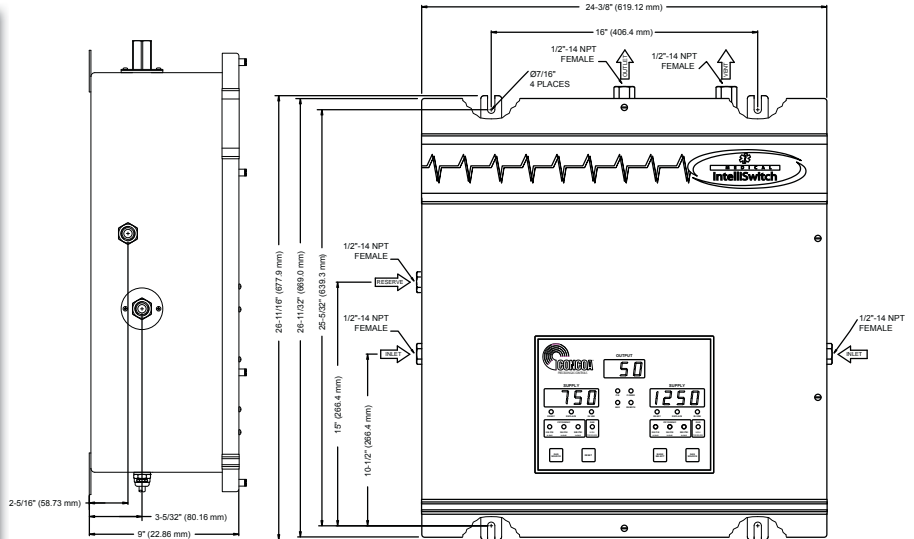





Medical Gas Switchovers and Manifolds

571 Series Medical IntelliSwitch™



The fully-automatic Universal Medical IntelliSwitch™ offers continuous, fail-safe pressure and flow control from liquid or high pressure medical cylinders which enables the user to select the ideal mode of supply with the simple push of a button. Proprietary software and control logic lower yearly gas costs and comply with NFPA 99 "Economizer" requirements by eliminating liquid cylinder vent loss and excess residual return. This makes the Medical IntelliSwitch™ the perfect choice for healthcare and medical gas pipeline systems.

Advanced Features

- Dual line regulator diagnosis
- Left side reserve inlet option
- NEMA 12 enclosure
- Advantium RX™ alarm interface
- Micro-processor control
- I-Link™ Webserver
- On-site supply change
- Low loss technology
- Electronic economizer
- Self-diagnosis software
- Remote monitoring option
- Ethernet connectivity option
- RS 232/RS 485 connectivity
- Dual master alarm interface

Applications

Healthcare and Medical Gas Pipeline

- Oxygen USP
- Nitrogen NF
- Nitrous Oxide USP
- Carbon Dioxide USP
- Air USP
- Helium USP
- Medical Mixtures

Medical Facilities

- Hospitals, Surgery Centers,
- Clinics, Hyperbaric Chambers, Dental Clinics, Extended Care Facilities,
- Nursing Homes

Materials

Bodies

Brass barstock

Seats

Viton®, Neoprene

Seals

PTFE, Neoprene and Viton®

Enclosure

Powder Coated Steel
NEMA 12 Enclosure

Specifications

Power Requirements

110 or 220 VAC

Maximum Inlet Pressure

3,000 PSIG (210 BAR)

Temperature Range

0 to 140°F (-18° to 60°C)

Flow Capacity

Cv = 1.0
1800 scfh

Filter

40--micron

Inlet Connection

1/2" FPT

Outlet Connection

1/2" FPT

Weight

112 lbs.

Ask About Our

EXTENDED WARRANTY

On This CONCOA Product

Medical Gas Switchovers and Manifolds



Ordering Information

	A	B	C	D	E	F	G	H
Series 571	Delivery Pressure	Gas Service	Reserve Gas Inlet	Assembly	Left Bank Inlet Connection	Left Bank No. of Stations	Right Bank Inlet Connection	Right Bank No. Stations
	2: 55 PSIG	1: CGA 540 Oxygen	0: No Inlet	2: 120 VAC	0: ½" FNPT Port	0: ½" FPT Port	0: ½" FNPT Port	0: ½" FPT Port
	3: 100 PSIG	2: CGA 326 Nitrous Oxide	1: Left Inlet	3: 220 VAC	1: 24" Rigid Copper Pigtail	1: One Station	1: 24" Rigid Copper Pigtail	1: One Station
	7: 180 PSIG	3: CGA 580 Nitrogen			2: 24" PTFE Lined Braided Pigtail	2: Two Stations	2: 24" PTFE Lined Braided Pigtail	2: Two Stations
	B: 55 PSIG with Webserver	4: CGA 320 CO ₂			3: 36" PTFE Lined Braided Pigtail	3: Three Stations	3: 36" PTFE Lined Braided Pigtail	3: Three Stations
	C: 100 PSIG with Webserver	5: CGA 580 Helium			4: 72" PTFE Lined Pigtail	4: Four Stations	4: 72" PTFE Lined Pigtail	4: Four Stations
	G: 180 PSIG with Webserver	6: CGA 346 Air			5: Master Valve w/24" Rigid Copper Pigtail	5: Five Stations	5: Master Valve w/24" Rigid Copper Pigtail	5: Five Stations
					6: Master Valve w/24" PTFE Lined Pigtail	6: Six Stations	6: Master Valve w/24" PTFE Lined Pigtail	6: Six Stations
					7: Master Valve w/36" PTFE Lined Pigtail	7: Seven Stations	7: Master Valve w/36" PTFE Lined Pigtail	7: Seven Stations
					8: Master Valve w/72" PTFE Lined Pigtail	8: Eight Stations	8: Master Valve w/72" PTFE Lined Pigtail	8: Eight Stations
					9: Micromanifold & Master Valve w/24" Rigid Copper Pigtail	9: Nine Stations	9: Micromanifold & Master Valve w/24" Rigid Copper Pigtail	9: Nine Stations
					A: Micromanifold & Master Valve w/24" PTFE Lined Braided Pigtail	A: 10 Stations	A: Micromanifold & Master Valve w/24" PTFE Lined Braided Pigtail	A: 10 Stations
					B: Micromanifold & Master Valve w/36" PTFE Lined Braided Pigtail	B: 11 Stations	B: Micromanifold & Master Valve w/36" PTFE Lined Braided Pigtail	B: 11 Stations
					C: Micromanifold & Master Valve w/72" PTFE Lined Braided Pigtail	C: 12 Stations	C: Micromanifold & Master Valve w/72" PTFE Lined Braided Pigtail	C: 12 Stations
						D: 13 Stations		D: 13 Stations
						E: 14 Stations		E: 14 Stations
						F: 15 Stations		F: 15 Stations
						G: 16 Stations		G: 16 Stations
						H: 17 Stations		H: 17 Stations
						J: 18 Stations		J: 18 Stations
						K: 19 Stations		K: 19 Stations
						L: 20 Stations		L: 20 Stations
						M: 21 Stations		M: 21 Stations
						N: 22 Stations		N: 22 Stations
						P: 23 Stations		P: 23 Stations
						R: 24 Stations		R: 24 Stations

Related Options

Option	Order No.	Description
120 VAC Remote Advantium Rx Alarm	574 0001	Provides visual and audible notification of the status of the Medical IntelliSwitch and Reserve Gas System
220 VAC Remote Advantium Rx Alarm	574 0002	
Medical IntelliSwitch to Advantium Rx Cable Assembly	529 5325-XX	Pre-assembled cable assembly to connect between the Medical IntelliSwitch and the Advantium Rx Alarm. (-XX denotes cable length. Replace "XX" with -03=3ft, -10=10ft, -25=25ft, -50=50ft, -100=100ft).
Reserve Gas Alarm Cable Assembly	529 5326	Pre-assembled 25ft. cable assembly to connect Reserve Gas Module to Medical IntelliSwitch
Reserve Gas Alarm Extension Cable Assembly	529 5327-XX	Pre-assembled extension cable assembly to connect between the Medical IntelliSwitch and the Reserve Gas Module. (-XX denotes cable length. Replace "XX" with -25=25ft, -50=50ft, -100=100ft).
Advantium Rx Output Cable Assembly	529 5328-XX	Pre-assembled cable assembly to connect the output contacts of the Advantium Rx Alarm to other equipment. One end of cable gas wires only. (-XX denotes cable length. Replace "XX" with -03=3ft, -10=10ft, -25=25ft, -50=50ft, -100=100ft).
Medical IntelliSwitch to non-CONCOA Master Alarm Cable	529-5331-XX	Pre-assembled cable assembly to connect between the Medical IntelliSwitch and non-CONCOA master alarms. (-XX denotes cable length. Replace "XX" with -03=3ft, -10=10ft, -25=25ft, -50=50ft, -100=100ft).