

Medical Regulators


Oxygen (Continued)



Flowmeter Regulators

Models 806 4539 through 806 4544 are designed for a variety of home health care and hospital applications in conjunction with oxygen tents, masks, humidifiers, cannulas, and nebulizers. A variety of connectors are available--wrench-tight, hand-tight, or yoke--to match the most popular attachment methods for small, medium or large cylinders. These models provide flowmeter accuracy and deliver a continuously adjustable flow of either 1-8LPM or 1-15LPM.

Gas Service	Model No.	Flow Range	Inlet CGA	DISS Outlet
Oxygen	806 4539	1-15LPM	540	1240
	806 4540	1-15LPM	540-H	1240
	806 4541	1-15LPM	870 (Yoke)	1240
	806 4542	1-8LPM	540	1240
	806 4543	1-8LPM	540-H	1240
	806 4544	1-8LPM	870 (Yoke)	1240




Model 806-4541



Adjustable Regulators

Model 806 4548 through 806 4550 are equipped with easily adjustable pressure range from 0-100 PSI and feature standard 4500 series easy-to-read large color-coded gauges. The selected pressure setting remains at a nearly constant pressure from a full to an empty cylinder. These units are designed for heavy use by hospital labs and other professional health care facilities.

Gas Service	Model No.	Flow Range	Inlet CGA	DISS Outlet
Oxygen	806 4548	0-100 PSI	540	1240
	806 4549	0-100 PSI	540-H	1240
	806 4550	0-100 PSI	870 (Yoke)	1240




Model 806-4550



Preset Regulators

Preset regulators, models 806 4551, 4552 and 4545, are designed for applications requiring a constant flow. These models are also equipped with a spring-loaded reseating relief valve to provide protection against over-pressurization for both equipment and operator.

Gas Service	Model No.	Flow Range	Inlet CGA	DISS Outlet
Oxygen	806 4551	50 PSI	540	1240
	806 4552	50 PSI	540-H	1240
	806 4545	50 PSI	870 (Yoke)	1240



Model 806-4545

