




544 SERIES

IntelliSwitch IIv

The fully automatic 544 IntelliSwitch IIv switches between two gas sources based on a user settable pressure up to 2000 PSIG (137 BAR). The IntelliSwitch IIv features a proprietary onboard I-link webserver technology allowing remote monitoring and secure system configuration and email notification of real time system status and events. It is ideally suited for high delivery pressure requirements over 400 PSIG (27 BAR) or where the pressure control is separate from the switchover system. The 544 series offers full source pressure from the side selected down to whatever switching pressure is desired from 2000 PSIG (137 BAR) down to 100 PSIG (7 BAR), where the system will automatically switch to the reserve supply and supply that inlet pressure to the outlet requirement. The user can select from any model of delivery liquid cylinders to high pressure cylinders. The end user selects the ideal mode of supply by the simple push of a button. Where pressure is controlled by other devices or where pressure control is not required, the 544 provides a reliable and continuous gas supply.



Typical Applications

- High delivery pressure gas systems
- Aerospace cycle testing
- Component Helium Leak testing
- Synthetic fuel research and process plants
- High pressure air systems
- Plant pneumatic valve supply

Features

- Micro-Processor Control**
Fully automatic priority assignment
- Remote and Field-Adjustable Software**
Enables process flexibility and remote monitoring
- On-Site or Remote Source Selection**
Liquid cylinder or high-pressure service
- On Board Web Server and Remote Software**
Enables monitoring and control functions
- Low Loss Technology**
Reduces residual return
- Electronic Economizer**
Eliminates liquid cylinder vent loss
- Process Gas Pilot Valve**
Simple installation
- NEMA 4 Enclosure Standard**
Install anywhere
- CE marked**
Conforms to EU directives

Materials

- Regulator and Valve Bodies**
Brass barstock
- Valve Stems**
316L stainless steel
- Valve Seats**
PCTFE
- Seals**
PTFE, PCTFE and Viton®
- Enclosure**
NEMA 4 powder-coated steel

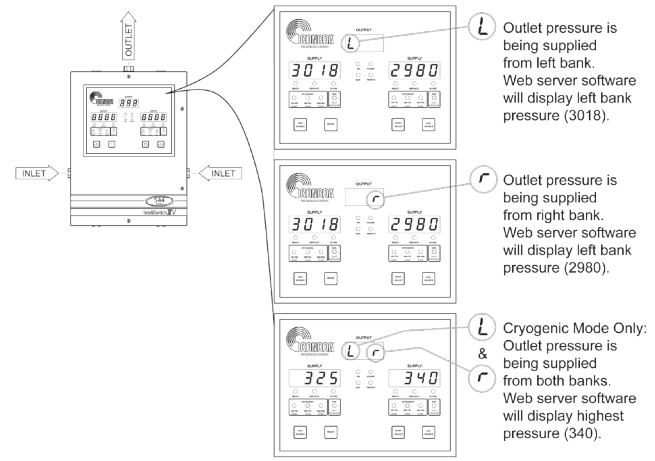
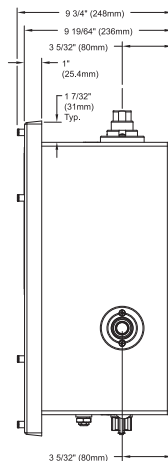
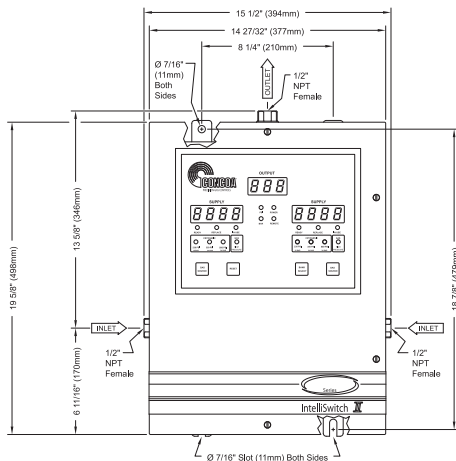
Specifications

- Power Requirements**
100-240 VAC (terminal block provided with 1/2" conduit hole)
 - Maximum Inlet Pressure**
3000 PSIG (210 BAR)
4500 PSIG (310 BAR)*
 - Temperature Range**
0°F to 140°F (-18°C to 60°C)
 - Flow Capacity**
Cv = 1.0
 - Filter**
40 micron
 - Inlet Connection**
1/2" FPT
 - Outlet Connection**
1/2" FPT
 - Weight**
67 lbs. (30.4 kg)
- *Requires external pilot gas

IntelliSwitch Systems



Installation Dimensions



DISTRIBUTION SYSTEMS

Ordering Information

| 544 | A: Maximum Inlet Pressure/Assembly | B: Right Side Connection | C: Left Side Connection | D: Factory Preset Switchover Pressure (field adjustable) | -CON | | | | | | | | | | | | | | | | |
|---|---|--------------------------|-------------------------|--|---|--|--|-------------------------|--|---|--|----------------------------------|--|---|---|---|---|---|--|---|-------------------------------|
| Series 544 | B: Internal Pilot 3000 PSIG (210 BAR) J: External pilot required; no pilot kit included 4500 PSIG (310 BAR) R: External pilot required; pilot kit pre-installed on right side MicroManifold 4500 PSIG (310 BAR)* L: External pilot required; pilot kit pre-installed on left side MicroManifold 4500 PSIG (310 BAR)† *Not valid with B = 0, 1, 2 or 3 †Not valid with C = 0, 1, 2 or 3 | (see below) | (see below) w | 1: 100 PSIG (7 BAR) 2: 200 PSIG (14 BAR) 3: 300 PSIG (21 BAR) 4: 400 PSIG (27 BAR) 5: 500 PSIG (34 BAR) 6: 600 PSIG (42 BAR) 7: 700 PSIG (48 BAR) 8: 800 PSIG (55 BAR) 9: 900 PSIG (62 BAR) | B: 1100 PSIG (75 BAR) C: 1200 PSIG (82 BAR) D: 1300 PSIG (89 BAR) E: 1400 PSIG (96 BAR) F: 1500 PSIG (100 BAR) G: 1600 PSIG (110 BAR) H: 1700 PSIG (117 BAR) J: 1800 PSIG (124 BAR) K: 1900 PSIG (131 BAR) | Hose Please specify inlet connection (if applicable) CGA DIN 477 BS 341 and others available. | | | | | | | | | | | | | | | |
| <table border="1"> <thead> <tr> <th colspan="2">Inlet Connection Options (B and C)</th> </tr> </thead> <tbody> <tr><td>0: 1/2" FPT port</td></tr> <tr><td>1: Diaphragm valve with 36" (900 mm) stainless steel flexible hose*</td></tr> <tr><td>2: Diaphragm valve with 72" (1800 mm) stainless steel flexible hose*</td></tr> <tr><td>3: Manifold connector (See pages 70-71 for manifold ordering information)</td></tr> <tr><td>C: MicroManifold no hoses</td></tr> <tr><td>D: MicroManifold with one 36"(900 mm) stainless steel flexible hose</td></tr> <tr><td>E: MicroManifold with two 36"(900 mm) stainless steel flexible hoses</td></tr> <tr><td>F: MicroManifold with three 36"(900 mm) stainless steel flexible hoses</td></tr> <tr><td>G: MicroManifold four 36"(900 mm) stainless steel flexible hoses</td></tr> <tr><td>H: MicroManifold with one 72"(1800 mm) stainless steel flexible hose</td></tr> <tr><td>J: MicroManifold with two 72" (1800 mm) stainless steel flexible hoses</td></tr> <tr><td>L: MicroManifold with three 72"(1800 mm) stainless steel flexible hoses</td></tr> <tr><td>M: MicroManifold with four 72"(1800 mm) stainless steel flexible hoses</td></tr> <tr><td>*Not valid with A = J, R or L</td></tr> </tbody> </table> | | | | | | Inlet Connection Options (B and C) | | 0: 1/2" FPT port | 1: Diaphragm valve with 36" (900 mm) stainless steel flexible hose* | 2: Diaphragm valve with 72" (1800 mm) stainless steel flexible hose* | 3: Manifold connector (See pages 70-71 for manifold ordering information) | C: MicroManifold no hoses | D: MicroManifold with one 36"(900 mm) stainless steel flexible hose | E: MicroManifold with two 36"(900 mm) stainless steel flexible hoses | F: MicroManifold with three 36"(900 mm) stainless steel flexible hoses | G: MicroManifold four 36"(900 mm) stainless steel flexible hoses | H: MicroManifold with one 72"(1800 mm) stainless steel flexible hose | J: MicroManifold with two 72" (1800 mm) stainless steel flexible hoses | L: MicroManifold with three 72"(1800 mm) stainless steel flexible hoses | M: MicroManifold with four 72"(1800 mm) stainless steel flexible hoses | *Not valid with A = J, R or L |
| Inlet Connection Options (B and C) | | | | | | | | | | | | | | | | | | | | | |
| 0: 1/2" FPT port | | | | | | | | | | | | | | | | | | | | | |
| 1: Diaphragm valve with 36" (900 mm) stainless steel flexible hose* | | | | | | | | | | | | | | | | | | | | | |
| 2: Diaphragm valve with 72" (1800 mm) stainless steel flexible hose* | | | | | | | | | | | | | | | | | | | | | |
| 3: Manifold connector (See pages 70-71 for manifold ordering information) | | | | | | | | | | | | | | | | | | | | | |
| C: MicroManifold no hoses | | | | | | | | | | | | | | | | | | | | | |
| D: MicroManifold with one 36"(900 mm) stainless steel flexible hose | | | | | | | | | | | | | | | | | | | | | |
| E: MicroManifold with two 36"(900 mm) stainless steel flexible hoses | | | | | | | | | | | | | | | | | | | | | |
| F: MicroManifold with three 36"(900 mm) stainless steel flexible hoses | | | | | | | | | | | | | | | | | | | | | |
| G: MicroManifold four 36"(900 mm) stainless steel flexible hoses | | | | | | | | | | | | | | | | | | | | | |
| H: MicroManifold with one 72"(1800 mm) stainless steel flexible hose | | | | | | | | | | | | | | | | | | | | | |
| J: MicroManifold with two 72" (1800 mm) stainless steel flexible hoses | | | | | | | | | | | | | | | | | | | | | |
| L: MicroManifold with three 72"(1800 mm) stainless steel flexible hoses | | | | | | | | | | | | | | | | | | | | | |
| M: MicroManifold with four 72"(1800 mm) stainless steel flexible hoses | | | | | | | | | | | | | | | | | | | | | |
| *Not valid with A = J, R or L | | | | | | | | | | | | | | | | | | | | | |

Related Options

| Option | Order Number | Description |
|------------------------|------------------|---|
| Remote Alarm | Advantium Series | Provides audible and visible notification of a depleted supply bank to a remote location (See pgs. 68-71) |
| Vent Manifold Kit | 52L series | Wall-mounted manifold designed to equalize liquid cylinder head pressure |
| Switchover Station | 518 1625 | Safely mount and secure any switchover and two cylinders |
| AutoSwitch Floor Stand | 830 7439 | Support IntelliSwitch enclosure |
| Manifold Floor Stand | 830 7437 | Supports two standard length 12" (304.8mm) manifold extensions installed consecutively |