



CCD100 Controller Display

CONCOA's CCD100 Controller Display features a graphical VFD display which displays the relevant units and generates ease of use menu structures. The Controller Display contains digital comms, alarm outputs, configurable units and multiple transducer supplies as well. The unit's firmware can also be customized for specific applications.

The CCD100 not only contains internal setpoint functions, but also features external inputs which can be used to generate slaved setpoint from another processor/transducer. The unit can also be programmed for tamper-resistant functionality by hardwiring the interface connector. The user can lock out the menu command and/or zero out the command button.

The user friendly menu structure allows the CCD100 to be programmed easily. All menus feature backwards and forwards options as well as up and down numeric inputs.



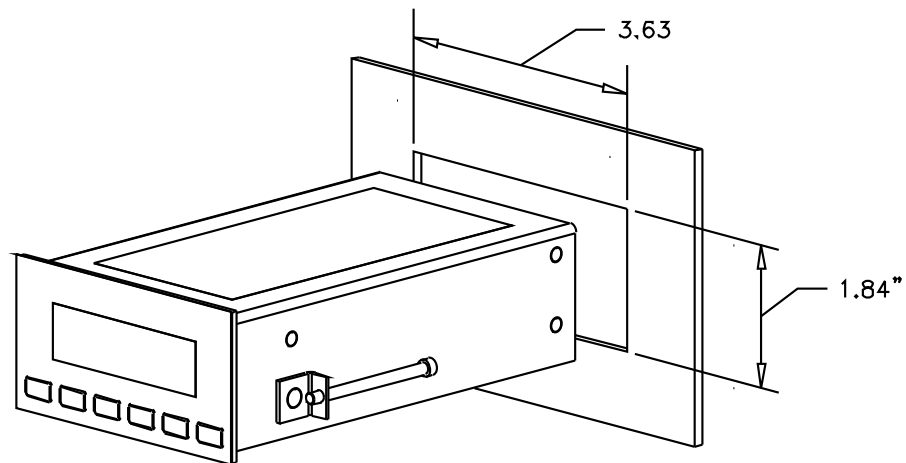
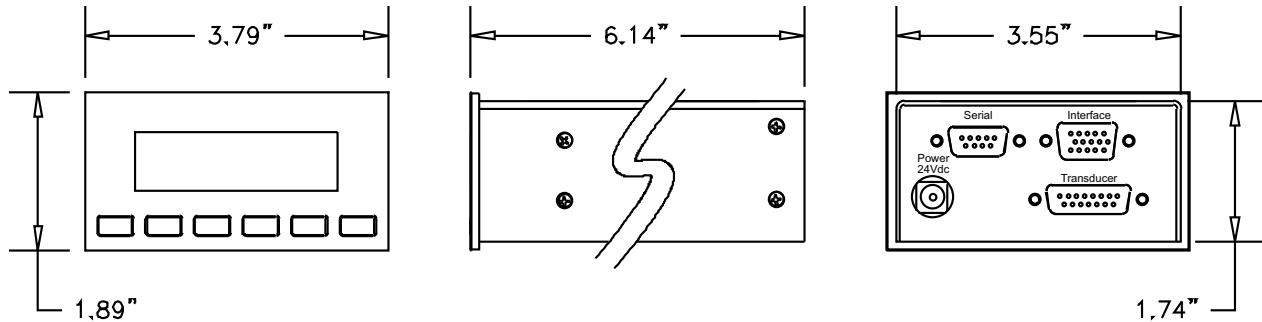
CCD100 Shown

Applications

- Mass flowmeters
- Flow controllers
- Capacitance manometers
- All-media pressure transducers

Feature	Specification
Full scale input	0-5 volt or 0-10 volt
Input impedance	>100Kohm
Measurement resolution	16 bit
Command output	0-5 volt operator selectable
Error	0.02% of reading plus 1 digit
Display type	VFD graphical display
Display range	-9.999 to +99.999
Transducer power supply	+/- 15 volts at 250mA, 24 volts DC at 300mA
Operating temperature range	+5 to +50°C (41 to 122°F)
Storage temperature range	-20 to +70°C (-4 to 158°F)
Maximum relative humidity	95% at 50°C (122°F)
Warm up time	20 mins
Decimal point selection	Operator selectable from front panel
Power supply	110/115/230 VAC 50/60 Hz or 24VDC
Dimensions	92mm x 45mm x 141mm (3.62in x 1.77in x 5.67in)
Weight	350g (.77lbs)
Panel cut out	Standard 1/8 DIN
Main connector	IEC 320 on in-line PSU
Alarm output	2 mechanical changeover relays (max 50VDC)
Digital Comms	
Serial	RS232 or RS485
Baud	19200 57600, 8 data bits, no parity, 1 stop bit
Addressing	A to H
Ethernet (TCP/IP)	Configurable IP address and subnet mask. Single host stack.

Installation Information

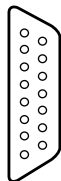


Connections

Transducer

15 Way D (Female)

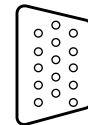
- 2 - Signal+
- 5 - Power ground
- 6 - -15 VDC
- 7 - +15 VDC
- 8 - Set point output
- 11 - Signal return
- 12 - Signal return
- 13 - +24 VDC
- 15 - Case GND



Interface

15 Way High Density D (Female)

- 1 - Analogue output
- 2 - Relay 2 Com*
- 3 - Relay 2 NO*
- 4 - Relay 2 NC*
- 5 - 0v (signal ground)
- 6 - External setpoint return
- 8 - External setpoint
- 10 - 0v (signal ground)
- 11 - TTL input-Disable menu
- 12 - TTL input-Disable zero
- 13 - Relay 1 Com
- 14 - Relay 1 NO
- 15 - Relay 1 NC



* factory fit option

Ordering Information

Description	Order Number
Transducer and controller display	CCD100