


# 605 SERIES

**Assist**  
Gas Supply

## 605 SERIES MANIFOLD REGULATOR

The 605 Series Regulators are intended for pressure control at the source of either liquid or high pressure cylinders for applications with pressure requirements up to 250 PSIG.



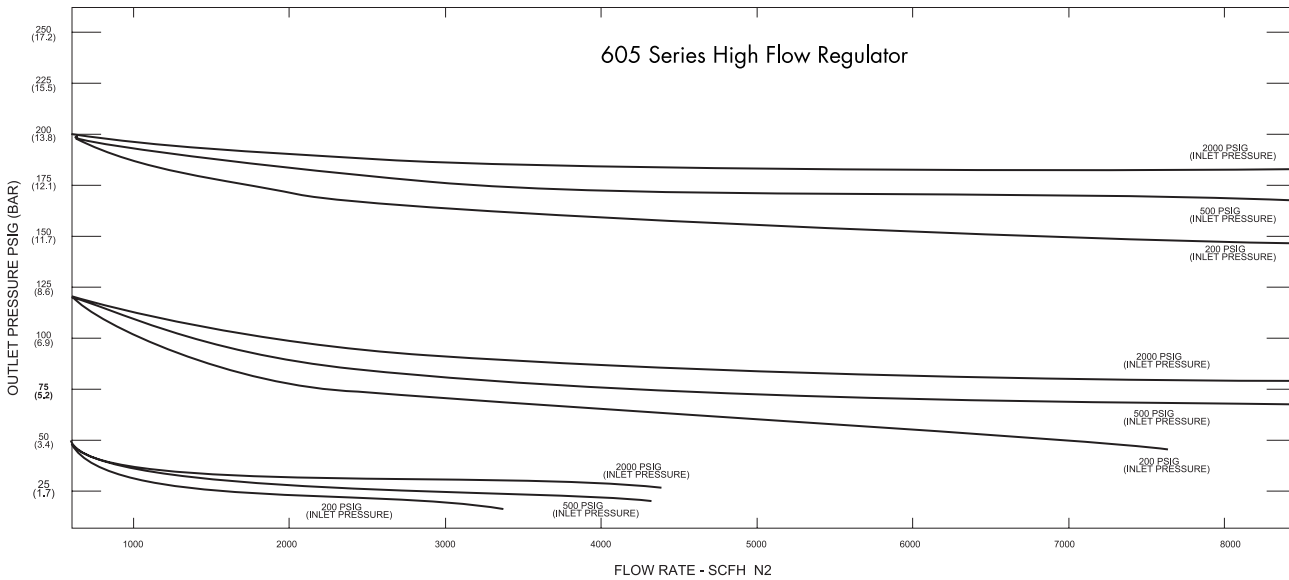
### Advanced Features

<b>UP TO 3000 PSIG (210 BAR)</b>	Liquid or high pressure use
<b>HIGH FLOW DELIVERY REGULATOR</b>	ISOFLOW™ seat design
<b>BALANCE STEM SEAT</b>	Eliminates decaying inlet pressure fluctuation
<b>STAINLESS STEEL DIAPHRAGM</b>	High purity design

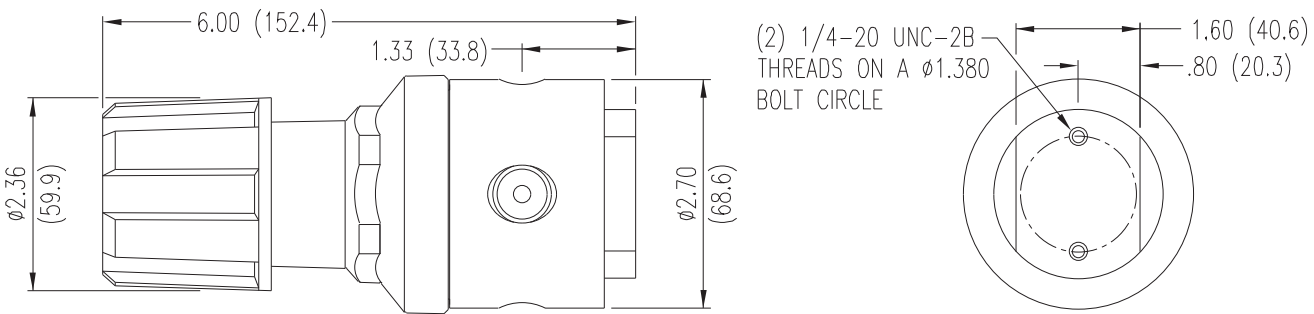
6053311-01-580 shown

Applications	Materials	Specifications
<b>Liquid or High Pressure Cylinder Use</b> Beam Purge Nitrogen or Oxygen assist	<b>Body</b> Brass barstock	<b>Maximum Inlet Pressure</b> 3000 PSIG (210 BAR)
<b>Bulk Gas Distribution Systems</b>	<b>Bonnet</b> Chrome-plated die cast zinc	<b>Temperature Range</b> -40°F to 140°F (-40°C to 60°C)
<b>Laser Welding Shielding Gases</b> Carbon Dioxide Argon Helium	<b>Seat</b> PTFE	<b>Gauges</b> 2" diameter brass
	<b>Filter</b> 40-micron 316L stainless steel mesh	<b>Ports</b> 1/2" FPT (inlet/outlet) 1/4" FPT (gauges)
	<b>Diaphragm</b> 316L stainless steel	<b>Helium Leak Integrity</b> 1 x 10 <sup>-8</sup> scc/sec
	<b>Internal Seals</b> PTFE	

## Flow Performance Curves



## Installation Dimensions



## Ordering Information

605	A	B	C	D	CON	Options	
Series	Outlet Pressure	Outlet Gauge	Inlet Gauge	Outlet Assemblies	Assembly/Gauges	Inlet	Installed Options
605	1: 0-15 PSIG (0-1 BAR)	0-30 PSIG (0-2 BAR)	3: 0-4000 PSIG (0-275 BAR)	0: 1/2" FPT port	1: Right hand inlet (PSIG/kPA gauges)	000: 1/2" FPT	B: Laser gas alarm station (110/220V)
	2: 0-40 PSIG (0-2.8 BAR)	0-60 PSIG (0-4 BAR)	9: 0-600 PSIG (0-41 BAR)	1: 1/2" stainless steel compression tube fitting	2: Right hand inlet (BAR/PSIG gauges)	M12: 12mm tube fitting	C: Laser gas switchover station
	3: 0-120 PSIG (0-8 BAR)	0-200 PSIG (0-14 BAR)		2: 12mm stainless steel compression tube fitting	6: Left hand inlet (PSIG/kPA gauges)	TF8: 1/2" tube fitting	H: Laser gas switchover station with alarm (210V)
	4: 0-200 PSIG (0-14 BAR)	0-400 PSIG (0-27 BAR)			7: Left hand inlet (BAR/PSIG gauges)	CGA DIN 477 BS 341 and others available	M: Laser gas station
	5: 0-250 PSIG (0-17 BAR)	0-400 PSIG (0-27 BAR)					

## Related Options

Option	Series	Description
Laser Panels	See Page 7	Three Gas Panel delivery systems for the Laser Gases (Helium, Nitrogen and Carbon Dioxide)
Purge Devices	See Page 49	Tee and Straight Purge configurations to satisfy all requirements
Laser Gas Station	Add Letter "M" after inlet	Wall mount bracket, including stainless steel hose with check valve in the inlet gland
Mounting Bracket	8350204	Rear panel mounting kit