


# 430 SERIES

The 430 Series SilcoNert® 2000 treated regulators are intended for primary pressure control of reactive or corrosive calibration mixtures or pure gases in applications where an extremely inert wetted finish is required along with stable delivery pressure regardless of inlet pressure. The proprietary non-reactive amorphous Silicon finish is desired over standard 316L stainless steel and ideally suited for Hydrogen Sulfide, reduced Sulfur, Mercury and PPM to PPB calibration mixtures.

- Dual Stage
- SilcoNert 2000 Barstock Body, Diaphragms, and Internals
- Six Port Configuration
- Inert Surface Finish and Corrosion Resistance

## Typical Applications

Reactive calibration standard
Emissions monitoring
Hydrogen sulfide PPM to PPB standards
Mercury standards
Sulfur mixtures
Corrosive service



430 3331-330 shown

## Features

- Metal-to-Metal Diaphragm Seals**  
No possibility of gas contamination
- CAPSULE® Seats**  
Increased serviceability and life
- SilcoNert® 2000 Barstock Body**  
Increased corrosion resistance
- Front and Rear Panel-Mountable**  
Versatile system configuration
- Pressure Ranges 0-15 to 0-500 PSIG (0-1 to 0-34 BAR)**  
Broad range of applications

## Materials

- Body**  
SilcoNert 2000
- Bonnet**  
SilcoNert 2000
- Seats**  
PTFE (first stage)  
PTFE (second stage)
- Filters**  
SilcoNert 2000 10 micron mesh
- Diaphragms**  
Dursan®
- Internal Seals**  
PTFE

## Specifications

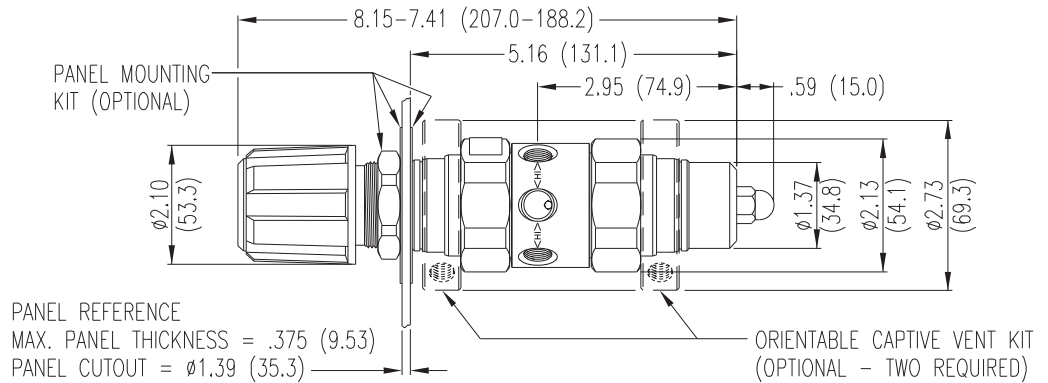
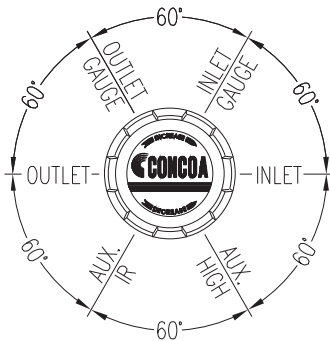
- Maximum Inlet Pressure**  
3000 PSIG (210 BAR)  
4500 PSIG (310 BAR) optional
- Temperature Range**  
-40°F to 140°F (-40°C to 60°C)
- Gauges**  
2" (53mm) diameter stainless steel
- Ports**  
1/4" FPT
- Helium Leak Integrity**  
1 x 10<sup>-9</sup> scc/sec
- Cv**  
0.1
- Weight (430 3331-330)**  
5.09 lbs. (2.31 kg)

CRN 0H15806.5R1

# 400 Series Regulators



## Installation Dimensions



REGULATORS

## Ordering Information

430	A	B	C	D	-CON	Options	
Series	Outlet Pressure	Outlet Gauge	Inlet Gauge	Outlet Assemblies	Assembly/Gauges	Inlet Connections	Installed Options
430	<b>1:</b> 0-15 PSIG (0-1 BAR)	30"-0-30 PSIG/ -1-0-2 BAR	<b>0:</b> None	<b>0:</b> 1/4" FPT port	<b>0:</b> Bare body	<b>000:</b> 1/4" FPT	<b>B:</b> Protocol alarm station with pressure switch gauges
	<b>2:</b> 0-50 PSIG (0-3.5 BAR)	30"-0-100 PSIG/ -1-0-7 BAR	<b>3:</b> 0-4000 PSIG/ 0-275 BAR	<b>2:</b> 1/4" tube fitting	<b>1:</b> Cleanroom assembly (PSIG/kPa gauges)	<b>TF2:</b> 1/8" tube	<b>C:</b> Protocol switchover station
	<b>3:</b> 0-100 PSIG (0-7 BAR)	30"-0-200 PSIG/ -1-0-14 BAR	<b>5:</b> 0-1000 PSIG/ 0-70 BAR	<b>3:</b> Diaphragm valve 1/4" tube fitting	<b>2:</b> Cleanroom assembly (BAR/PSIG gauges)	<b>TF4:</b> 1/4" tube	<b>E:</b> Protocol alarm station with intrinsically safe transducer for hazardous environments
	<b>4:</b> 0-250 PSIG (0-17 BAR)	0-400 PSIG/ 0-27 BAR	<b>6:</b> 0-300 PSIG/ 0-21 BAR	<b>6:</b> 1/8" tube fitting		<b>M06:</b> 6mm tube	<b>H:</b> Protocol switchover alarm station with pressure switch gauges
	<b>7:</b> 0-150 PSIG (0-10 BAR)	30"-0-200 PSIG/ -1-0-14 BAR	<b>7:</b> 0-400 PSIG/ 0-27 BAR	<b>8:</b> Diaphragm valve 1/8" tube fitting	CGA DIN 477 BS 341 and others available upon request		<b>J:</b> Protocol alarm station with standard transducer for non hazardous environments
<b>8:</b> 0-6000 PSIG/ 0-415 BAR*			<b>9:</b> Diaphragm valve 1/4" FPT	<b>K:</b> Protocol switchover alarm station with standard transducer for non hazardous environments			
*Not available with 4500 PSIG (310 BAR) max inlet pressure			<b>M:</b> 6mm tube fitting <b>S:</b> Diaphragm valve 6mm tube fitting	<b>M:</b> Protocol station <b>Q:</b> Protocol purge station			
							<b>X:</b> Protocol switchover alarm station with intrinsically safe transducer for hazardous environments

## Related Options

Order No.	Description
550 0002	Panel mount kit
550 0001	Captured vent kit (2 required)
476 0002	Helium Leak certification

## Flow Curves for 312, 315, 332, 411, 412, 414, 415, 430, 432 Series

