



Pressure Differential Switchovers

547 SERIES

Switchover

The 547 Series Switchover is an automatic switchover system ideal for use in fuel cell or combustion research, aerospace parts cycle testing, or process and pilot plant pneumatic control where an uninterrupted supply of high purity, non-oxidizing gas is required at high pressure. The system comes with options for multiple inlet configurations and can deliver substantial flow with stable line pressure up to 3500 PSIG (240 BAR). It is ideal for use with nitrogen, helium, argon, hydrogen, carbon monoxide, air, or methane where cylinder fill pressures can be as high as 6000 PSIG (415 BAR). The 547 Series features a unique "Switch Shift" adjustment knob on the lower outlet pressure range that allows the unit to be switched from delivering up to 800 PSIG line pressure to as low as 150 PSIG of line pressure to economize cylinder gas consumption.

Typical Applications

- High delivery pressure gas systems
- Aerospace cycle testing
- Component helium leak testing
- Combustion research laboratories
- Synthetic fuel research and process plants
- High pressure hydrogen
- High pressure air systems
- Plant pneumatic valve supply



547 2311 shown

Features

- 493 Series Stainless Steel Regulators**
Safely controls inlet pressures to 6000 PSIG (415 BAR)
- Switch Shift Delivery Pressure Adjustment**
Economizes cylinder gas use
- Check Valves in Hose Inlet Glands**
Prevents contamination and back flow
- Line Regulator**
Stable line pressure up to 3500 PSIG (240 BAR) during change over
- CAPSULE® Seat**
Increased serviceability and life
- Optional Remote Alarm**
Easy integration with Advantium alarm systems

Materials

- Bodies**
316L stainless steel barstock
- Cartridges**
316L Stainless steel barstock
- Seats**
PCTFE
Arlon® (PEEK) and PCTFE with 6000 PSIG (415 BAR) inlet option
- Filters**
Patented 10 micron 316 mesh
- Internal Seals**
Viton®
- Weight**
22.5 lbs. (10.2 kg)

Specifications

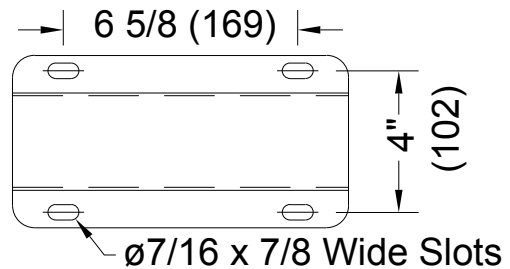
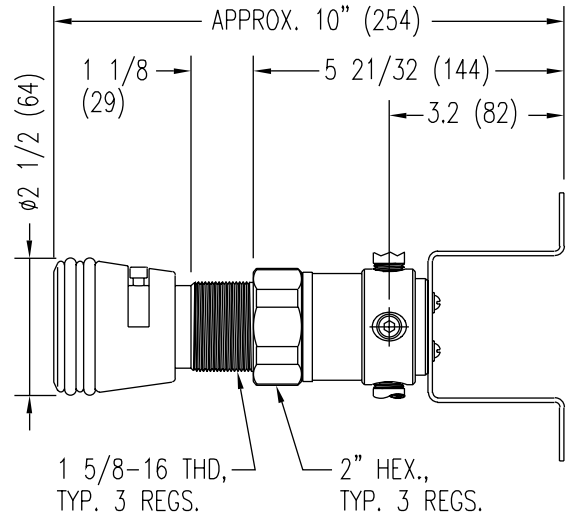
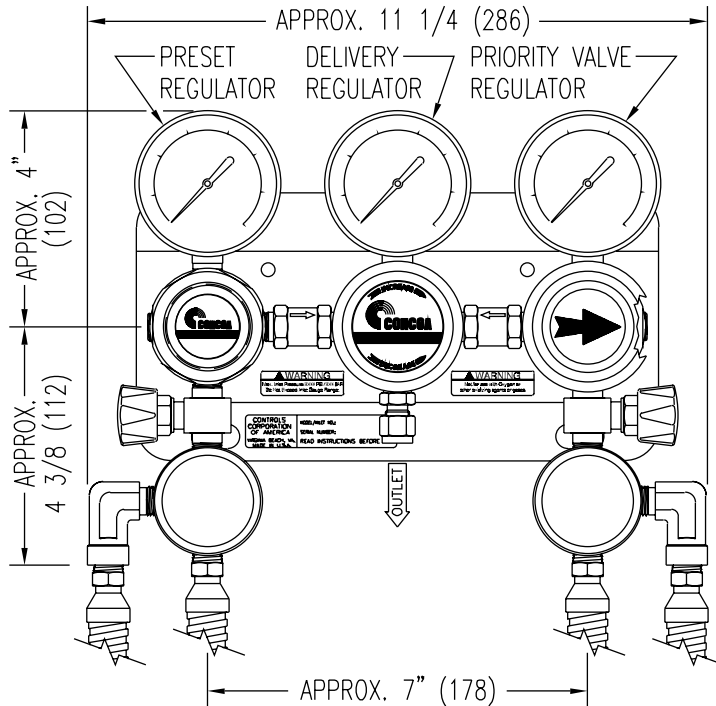
- Inlet Pressures Available**
3000 PSIG (210 BAR)
4500 PSIG (310 BAR)
6000 PSIG (415 BAR)
- Temperature Range**
-40°F to 140°F (-40°C to 60°C)
- Gauges**
2 1/2" (68mm) diameter stainless steel
- Outlet Connection**
1/4" stainless steel compression tube fitting
- Cv**
0.1

CRN OC 17947.5

Pressure Differential Switchovers



Installation Information



DISTRIBUTION SYSTEMS

Ordering Information

547	A	B	C	D	-CON	
Series 547	Delivery Pressure	Max Inlet Pressure	Inlet Gauges	Inlet Connection	Assembly/Gauges	Hose
	1: 800 PSIG/150 PSIG (55 BAR/10 BAR) field selectable	1: 3000 PSIG (210 BAR)	4000 PSIG (275 BAR)	0: 1/4" FPT port	1: PSIG/kPa gauges with no alarm capability	Please specify inlet connection (if applicable)
	2: 1500 PSIG (100 BAR)	2: 4500 PSIG (310 BAR)	6000 PSIG/ (415 BAR)	1: Two needle valves with two 36" † (900mm) flexible hoses (one station per side)	2: PSIG/BAR gauges with no alarm capability	
	3: 2500 PSIG (170 BAR)	3: 6000 PSIG* (415 BAR)	10,000 PSIG/ (700 BAR)	2: Two needle valves with four 36" † (900mm) flexible hoses (two stations per side)	4: PSIG/BAR gauges with pressure switches† and remote alarm (110/220 VAC)	CGA DIN 477 BS 341 and others available
	4: 3500 PSIG (240 BAR)	*Not for oxygen service		3: Manifold connectors 3000 PSIG (210 BAR) inlet only*	8: PSIG/BAR gauges with pressure switches† and without remote alarm	3000 PSIG (210 BAR) inlet option suitable for Oxygen service.
				*See pages 70-71 for manifold ordering information †Diaphragm valves 3000 PSIG (210 BAR)	†Intrinsic safety barriers are required for flammable gas service or for use in hazardous environments.	